

# SUMMARY CHARTS

This section provides various statewide budget charts and tables.

**2020-21 Governor's Budget**  
**General Fund Budget Summary**  
(Dollars in Millions)

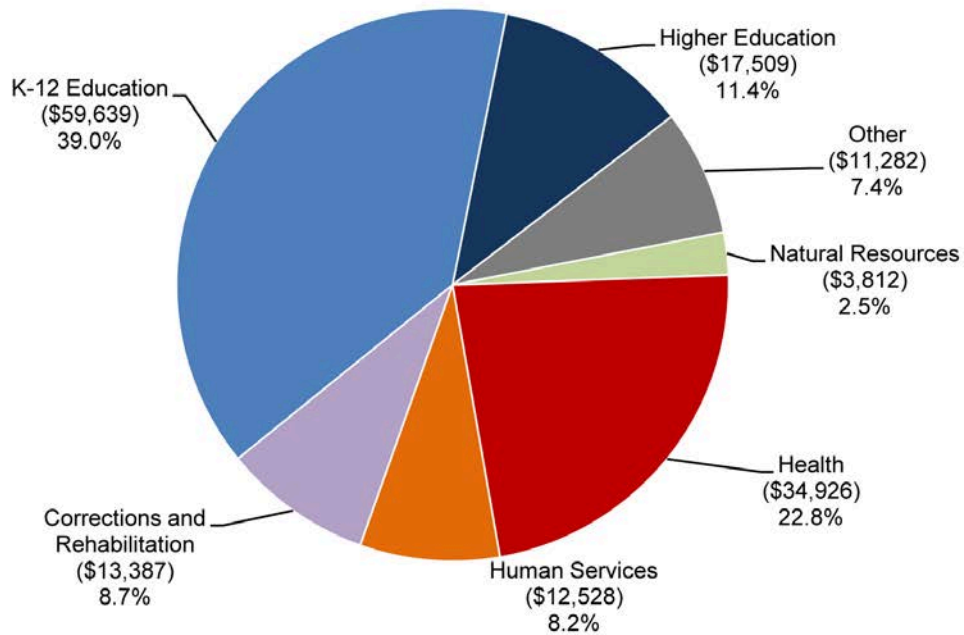
	<b>2019-20</b>	<b>2020-21</b>
<b>Prior Year Balance</b>	\$8,497	\$5,234
Revenues and Transfers	\$146,486	\$151,635
<b>Total Resources Available</b>	<b>\$154,983</b>	<b>\$156,869</b>
Non-Proposition 98 Expenditures	\$93,344	\$95,510
Proposition 98 Expenditures	\$56,405	\$57,573
<b>Total Expenditures</b>	<b>\$149,749</b>	<b>\$153,083</b>
<b>Fund Balance</b>	<b>\$5,234</b>	<b>\$3,786</b>
Reserve for Liquidation of Encumbrances	\$2,145	\$2,145
Special Fund for Economic Uncertainties	\$3,089	\$1,641
<b>Public School System Stabilization Account</b>	<b>\$524</b>	<b>\$487</b>
<b>Safety Net Reserve</b>	<b>\$900</b>	<b>\$900</b>
<b>Budget Stabilization Account/Rainy Day Fund</b>	<b>\$16,018</b>	<b>\$17,977</b>

**General Fund Expenditures by Agency**  
(Dollars in Millions)

	2019-20	2020-21	Change from 2019-20	
			Dollar Change	Percent Change
Legislative, Judicial, Executive	\$5,909	\$4,520	-\$1,389	-23.5%
Business, Consumer Services & Housing	1,465	348	-1,117	-76.2%
Transportation	287	240	-47	-16.4%
Natural Resources	3,812	3,812	-	-
Environmental Protection	672	140	-532	-79.2%
Health and Human Services	41,893	47,454	5,561	13.3%
Corrections and Rehabilitation	13,432	13,387	-45	-0.3%
K-12 Education	58,675	59,639	964	1.6%
Higher Education	17,490	17,509	19	0.1%
Labor and Workforce Development	186	159	-27	-14.5%
Government Operations	1,839	1,413	-426	-23.2%
General Government:				
Non-Agency Departments	1,025	987	-38	-3.7%
Tax Relief/Local Government	505	432	-73	-14.5%
Statewide Expenditures	2,558	3,043	485	19.0%
<b>Total</b>	<b>\$149,749</b>	<b>\$153,083</b>	<b>\$3,335</b>	<b>2.2%</b>

Note: Numbers may not add due to rounding.

**2020-21**  
**General Fund Expenditures**  
(Dollars in Millions)

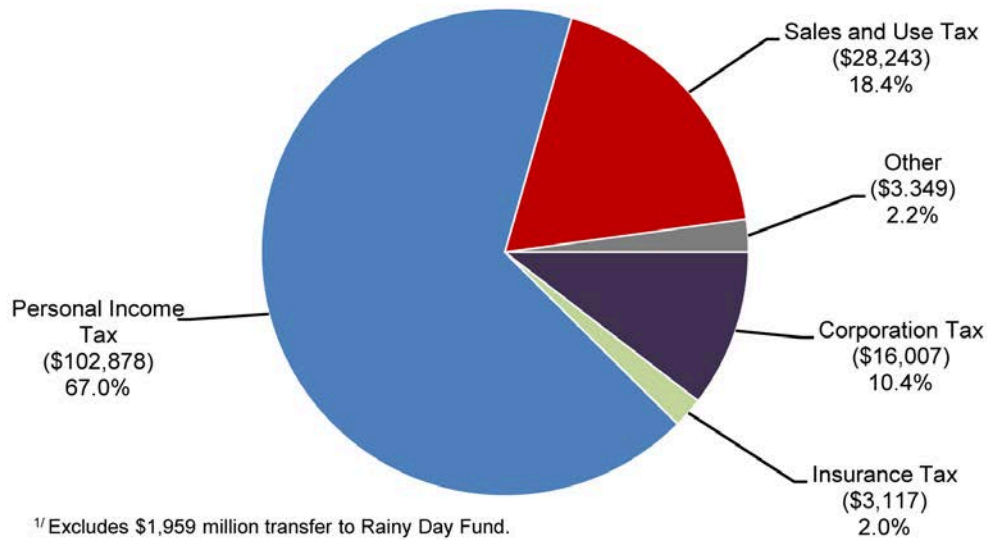


**General Fund Revenue Sources**  
(Dollars in Millions)

	2019-20	2020-21	Change from 2019-20	
			Dollar Change	Percent Change
Personal Income Tax	\$101,682	\$102,878	\$1,196	1.2%
Sales and Use Tax	27,185	28,243	1,058	3.9%
Corporation Tax	15,305	16,007	702	4.6%
Insurance Tax	3,023	3,117	94	3.1%
Alcoholic Beverage Taxes and Fees	383	389	6	1.6%
Cigarette Tax	60	58	-2	-3.3%
Motor Vehicle Fees	35	38	3	8.6%
Other	863	2,864	2,001	231.9%
<b>Subtotal</b>	<b>\$148,536</b>	<b>\$153,594</b>	<b>\$5,058</b>	<b>3.4%</b>
Transfer to the Budget Stabilization Account/Rainy Day Fund	-2,050	-1,959	91	-4.4%
<b>Total</b>	<b>\$146,486</b>	<b>\$151,635</b>	<b>\$5,149</b>	<b>3.5%</b>

Note: Numbers may not add due to rounding.

**2020-21**  
**General Fund Revenues and Transfers<sup>1/</sup>**  
(Dollars in Millions)



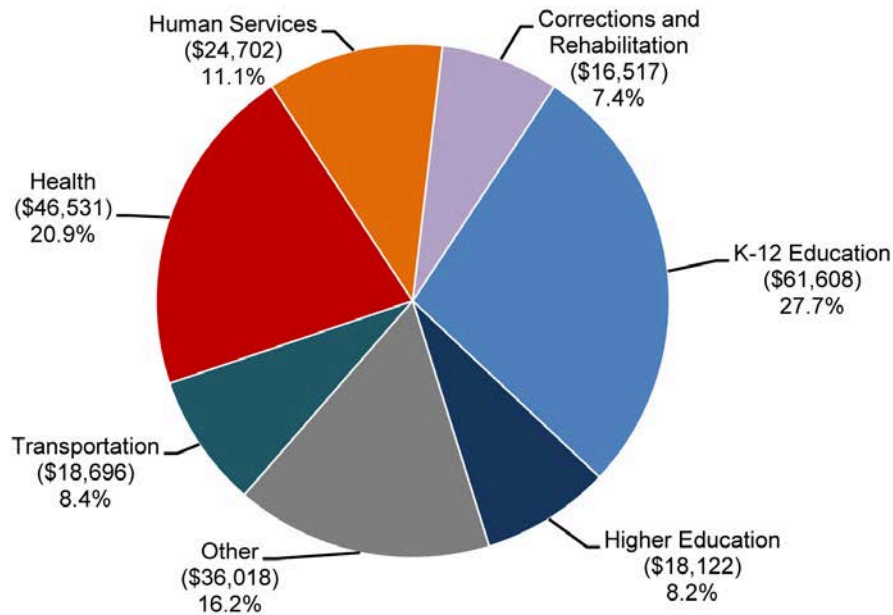
**2020-21 Total State Expenditures by Agency**

(Dollars in Millions)

	General Fund	Special Funds	Bond Funds	Totals
Legislative, Judicial, Executive	\$4,520	\$3,915	\$554	\$8,989
Business, Consumer Services & Housing	348	1,023	1,083	2,454
Transportation	240	17,828	628	18,696
Natural Resources	3,812	1,769	1,092	6,674
Environmental Protection	140	3,769	18	3,927
Health and Human Services	47,454	23,779	-	71,233
Corrections and Rehabilitation	13,387	3,130	-	16,517
K-12 Education	59,639	428	1,541	61,608
Higher Education	17,509	195	419	18,122
Labor and Workforce Development	159	880	-	1,039
Government Operations	1,413	351	8	1,772
General Government:				
Non-Agency Departments	987	1,856	8	2,851
Tax Relief/Local Government	432	3,005	-	3,437
Statewide Expenditures	3,043	1,832	1	4,876
<b>Total</b>	<b>\$153,083</b>	<b>\$63,758</b>	<b>\$5,352</b>	<b>\$222,193</b>

Note: Numbers may not add due to rounding.

**2020-21  
Total State Expenditures  
(Including Selected Bond Funds)**  
(Dollars in Millions)



**2020-21 Revenue Sources**

(Dollars in Millions)

	General Fund	Special Funds	Total	Change From 2019-20
Personal Income Tax	\$102,878	\$2,376	\$105,254	\$1,172
Sales and Use Tax	28,243	12,752	40,995	1,540
Corporation Tax	16,007	-	16,007	702
Highway Users Taxes	-	8,794	8,794	415
Insurance Tax	3,117	-	3,117	94
Alcoholic Beverage Taxes and Fees	389	-	389	6
Cigarette Tax	58	1,938	1,996	-9
Motor Vehicle Fees	38	10,359	10,397	391
Other	2,864	22,118	24,982	-1,739
<b>Subtotal</b>	<b>\$153,594</b>	<b>\$58,337</b>	<b>\$211,931</b>	<b>\$2,572</b>
Transfer to the Budget Stabilization Account/Rainy Day Fund	-1,959	1,959	-	-
<b>Total</b>	<b>\$151,635</b>	<b>\$60,296</b>	<b>\$211,931</b>	<b>\$2,572</b>

Note: Numbers may not add due to rounding.

**2020-21 Total Revenues and Transfers**

(Dollars in Millions)

