

SUMMARY CHARTS

This section provides various statewide budget charts and tables.

**2022-23 Governor's Budget
General Fund Budget Summary**

(Dollars in Millions)

	2021-22	2022-23
Prior Year Balance	\$37,011	\$23,650
Revenues and Transfers	\$196,669	\$195,719
Total Resources Available	\$233,680	\$219,369
Non-Proposition 98 Expenditures	\$138,185	\$139,993
Proposition 98 Expenditures	\$71,845	\$73,134
Total Expenditures	\$210,030	\$213,127
Fund Balance	\$23,650	\$6,242
Reserve for Liquidation of Encumbrances	\$3,175	\$3,175
Special Fund for Economic Uncertainties	\$20,475	\$3,067
Public School System Stabilization Account	\$6,663	\$9,725
Safety Net Reserve	\$900	\$900
Budget Stabilization Account/Rainy Day Fund	\$19,303	\$20,868
Note: Numbers may not add due to rounding.		

General Fund Expenditures by Agency

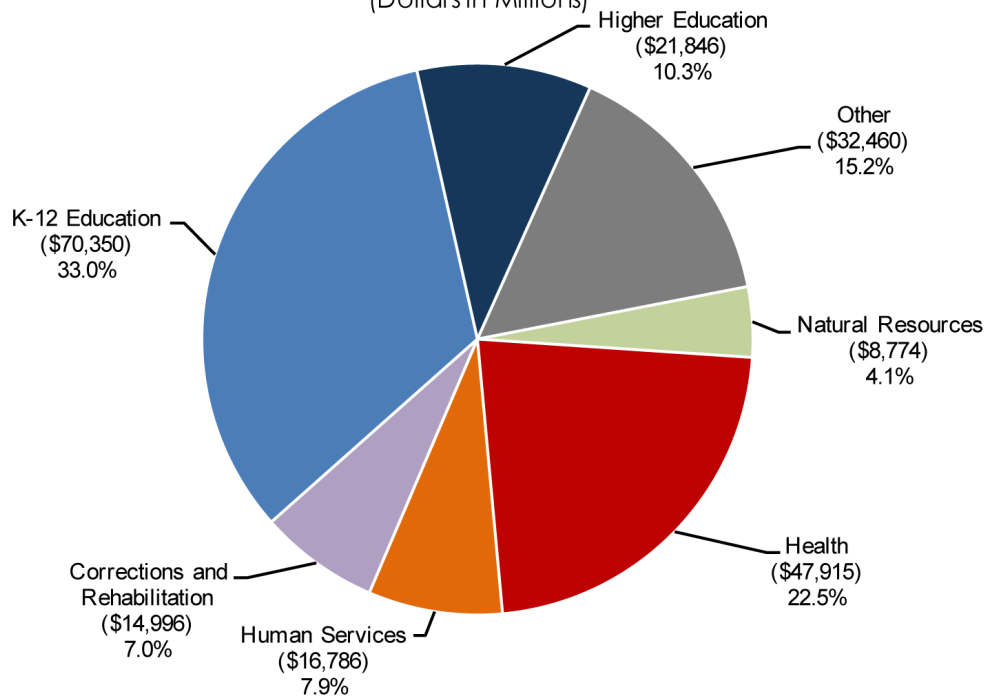
(Dollars in Millions)

	2021-22	2022-23	Change from 2021-22	
			Dollar Change	Percent Change
Legislative, Judicial, Executive	\$12,396	\$9,061	-\$3,335	-26.9%
Business, Consumer Services & Housing	2,016	1,078	-938	-46.5%
Transportation	2,161	1,700	-461	-21.3%
Natural Resources	9,684	8,774	-910	-9.4%
Environmental Protection	3,580	1,226	-2,354	-65.8%
Health and Human Services	56,324	64,701	8,377	14.9%
Corrections and Rehabilitation	14,757	14,996	239	1.6%
K-12 Education	69,422	70,350	928	1.3%
Higher Education	21,312	21,846	534	2.5%
Labor and Workforce Development	982	2,179	1,197	121.9%
Government Operations	10,739	5,270	-5,469	-50.9%
General Government:				
Non-Agency Departments	1,823	1,796	-27	-1.5%
Tax Relief/Local Government	638	640	2	0.3%
Statewide Expenditures	4,196	9,510	5,314	126.6%
Total	\$210,030	\$213,127	\$3,097	1.5%

Note: Numbers may not add due to rounding.

**2022-23
General Fund Expenditures**

(Dollars in Millions)



General Fund Revenue Sources

(Dollars in Millions)

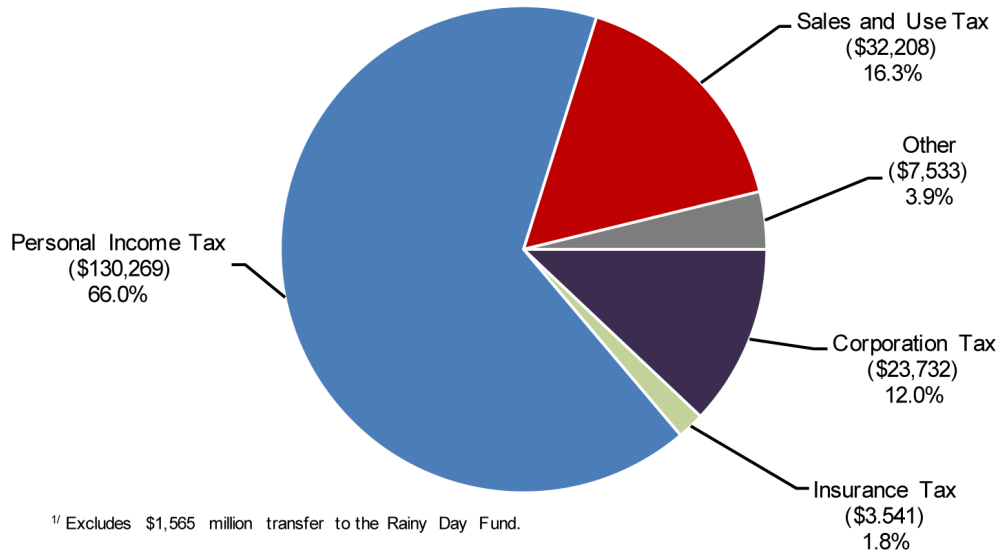
	2021-22	2022-23	Change from 2021-22	
			Dollar Change	Percent Change
Personal Income Tax	\$120,873	\$130,269	\$9,396	7.8%
Sales and Use Tax	30,866	32,208	1,342	4.3%
Corporation Tax	32,863	23,732	-9,131	-27.8%
Insurance Tax	3,448	3,541	93	2.7%
Alcoholic Beverage Taxes and Fees	423	421	-2	-0.5%
Cigarette Tax	58	51	-7	-12.1%
Motor Vehicle Fees	36	37	1	2.8%
Other	13,118	7,024	-6,094	-46.5%
Subtotal	\$201,685	\$197,283	-\$4,402	-2.2%
Transfer to the Budget Stabilization Account/Rainy Day Fund	-5,016	-1,565	3,451	-68.8%
Total	\$196,669	\$195,718	-\$951	-0.5%

Note: Numbers may not add due to rounding.

2022-23

General Fund Revenues and Transfers^{1/}

(Dollars in Millions)

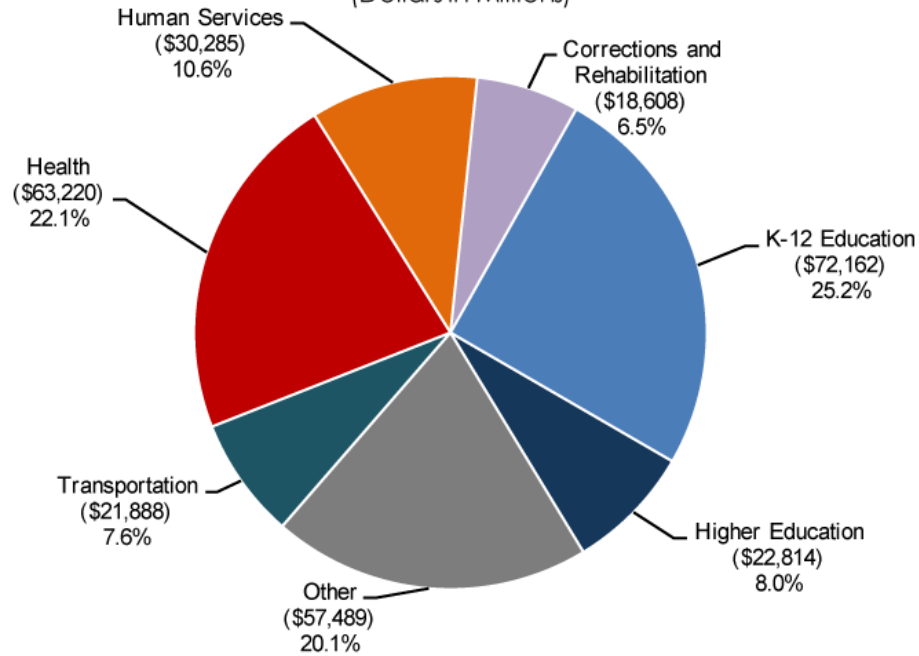


2022-23 Total State Expenditures by Agency
(Dollars in Millions)

	General Fund	Special Funds	Bond Funds	Totals
Legislative, Judicial, Executive	\$9,061	\$3,631	\$146	\$12,838
Business, Consumer Services & Housing	1,078	1,210	937	3,225
Transportation	1,700	16,093	4,095	21,888
Natural Resources	8,774	1,757	611	11,142
Environmental Protection	1,226	4,296	15	5,537
Health and Human Services	64,701	28,805	-	93,506
Corrections and Rehabilitation	14,996	3,612	-	18,608
K-12 Education	70,350	325	1,488	72,163
Higher Education	21,846	232	736	22,814
Labor and Workforce Development	2,179	965	-	3,144
Government Operations	5,270	339	8	5,617
General Government:				
Non-Agency Departments	1,796	1,786	2	3,584
Tax Relief/Local Government	640	3,464	-	4,104
Statewide Expenditures	9,510	-1,212	-	8,298
Total	\$213,127	\$65,303	\$8,037	\$286,467

Note: Numbers may not add due to rounding.

**2022-23
Total State Expenditures
(Including Selected Bond Funds)**
(Dollars in Millions)



2022-23 Revenue Sources

(Dollars in Millions)

	General Fund	Special Funds	Total	Change From 2021-22
Personal Income Tax	\$130,269	\$3,790	\$134,059	\$9,521
Sales and Use Tax	32,208	14,570	46,778	1,897
Corporation Tax	23,732	-	23,732	-9,131
Highway Users Taxes	-	9,589	9,589	766
Insurance Tax	3,541	-	3,541	93
Alcoholic Beverage Taxes and Fees	421	-	421	-2
Cigarette Tax	51	1,677	1,728	-227
Motor Vehicle Fees	37	7,305	7,342	346
Other	7,024	27,256	34,280	-9,332
Subtotal	\$197,283	\$64,187	\$261,470	-\$6,069
Transfer to the Budget Stabilization Account/Rainy Day Fund	-1,565	1,565	-	-
Total	\$195,718	\$65,752	\$261,470	-\$6,069

Note: Numbers may not add due to rounding.

2022-23

Total Revenues and Transfers

(Dollars in Millions)

